



12~24VDC

LP6 LED PAD

R65 6-LED LIGHT HEAD
(Surface Mount)



FEATURES

- ECE R65 Class 1 (XA1, XB1, XR1) certified with 6.6mm (0.28") super low-profile optic.
- Self-Adhesive backing for quick simple mounting.
- Multi-Voltage Input 12~24VDC.
- Built-in 23 selectable flash patterns.
- LEDs rated to 100,000 hours of operation.
- Non-volatile memory recalls last flash pattern used at power up.
- Multiple units are synchronisable and can flash simultaneously or alternately.
- Reverse polarity protection.
- Weatherproof and vibration resistant design for external or internal use.

SPECIFICATIONS

Compliance: ECE R65 Class 1 (XA1, XB1, XR1)
ECE R10, IP68

LED Elements: High-power LED x 6pcs

No. of Warning Patterns: 23

Operating Voltage: 12~24VDC

Avg. Current: 0.45A @12VDC / 0.225A @24VDC
(varies with flash pattern)

Max. Current: 0.9A @12VDC / 0.45A @24VDC

Avg. Power: 5.4W (varies with flash pattern)

Max. Power: 10.8W

Wires: White Vcc : 200mm (0.5mm²)
Black-GND : 200mm (0.5mm²)
Brown-Flash Patterns & Sync : 200mm (0.5mm²)

Fuse Rating: 1A

Synchronisation: 15 units

LED Colour: Amber, Blue or Red

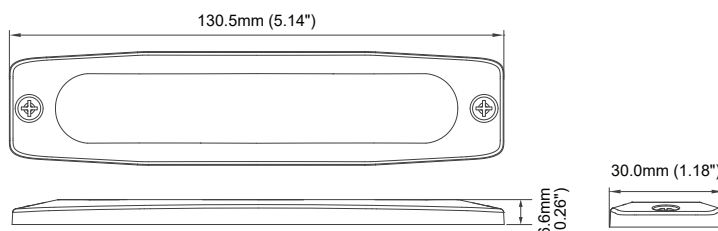
Lens Colour: Clear

Storage Temp.: -40°C to +75°C

Working Temp.: -30°C to +65°C

Warranty: 2 years

DIMENSIONS



FLASH PATTERN

Flash Patterns					
1	Single	[2Hz]	13	Single H/L (split)	
2	Double	[2Hz] (R65)	14	Single [SAE]	
3	Triple	[2Hz]	15	Double [SAE]	
4	Quad	[2Hz]	16	Quad [SAE]	
5	Random		17	Quint [SAE]	
6	Single	(split)	18	Mega	
7	Double	(split)	19	Ultra [SAE]	
8	Quad	(split)	20	Single-Quad	
9	Quint	(split)	21	Single H/L	
10	Mega	(split)	22	Steady Half	
11	Ultra	(split)	23	Steady All	
12	Single-Quad (split)				

*SPLIT=Left alternate Right

*ALL = Simultaneous

PART NO.

- 02130323 (ECE R65, Amber)
- 02130330 (ECE R65, Blue)
- 02130347 (ECE R65, Red)

ACCESSORIES

- **02130057**
L-BRACKET SINGLE HEAD

