

B22-LITE

LED BEACON

WIRING

BLACK: To Chassis Ground (-)

RED: To +VDC for Warning Mode (fuse @4A)

Default Flash Pattern #1 Double

Dual Purpose Cigar Plug (for applicable models only):

When using models with dual purpose cigar plug, change the plug according to your actual socket by pushing in or out the red plastic frame.

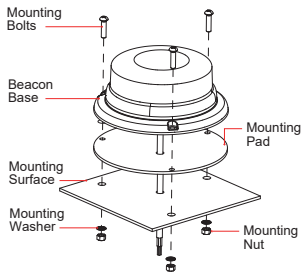


▲ for standard Cigar Ligher Socket



▲ for ISO4165 Socket

3 Bolt Mount

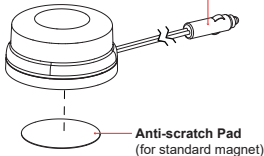


1. Drill holes on the mounting surface for the wire-exit and mounting bolts.
2. Secure the beacon onto the mounting surface with mounting bolts.

Magnetic Mount

Power Plug

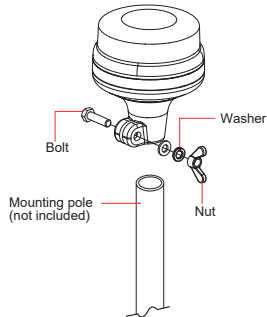
(Actual cigar plug type and cable type will be based on the model ordered.)



WARNING:

It is not recommended to use magnetically mounted warning devices on outside of vehicle in motion. Usage is at the sole risk and responsibility of the user. (For moving vehicles, please use Power Magnet)

DIN Pole Mount



NOTE: All diagrams may not show to scale.