

B22 LITE

ECE R65 LED BEACON



FEATURES

- Affordable with simplified function but no compromise in brightness.
- Certified powerful ECE R65 performance provides optimum 360 degree coverage.
- Unobtrusive design with ultra low-profile dome for lower wind resistance.
- Durable polycarbonate lens is available in Amber and Clear.
- Multiple mounting options for all vehicle applications.
- Weatherproof and vibration resistance design.
- 50,000 hours rated Long-Life LED.

SPECIFICATIONS

Compliance: ECE R65 (TA1); ECE R10; IPX5

Operating Voltage: 12~24VDC

No. of Warning Pattern: 1 Flash Patterns

LED Element: High-power LED x 16 pcs

Avg. Current: 2.1A @12VDC / 1.2A @24VDC
(varies by flash pattern)

Max. Current: 2.45A @12VDC / 1.37A @24VDC

Avg. Power: 27.4W (varies by flash pattern)

Max. Power: 33W

Wires: **Magnetic Mount**

- Cigar-plug: 300cm (18AWG)

Permanent Mount

- Red-Vcc : 40cm (18AWG)
- Black-GND: 40cm (18AWG)

Fuse Rating: 4A

Synchronization: N/A

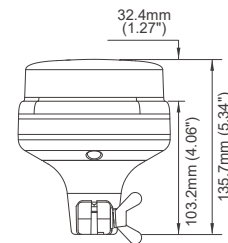
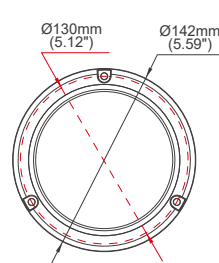
Storage Temp.: -40°C to +75°C

Operating Temp.: -30°C to +65°C

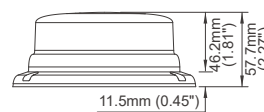
LED Colour: Amber

Lens Colour: Amber, Clear

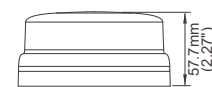
DIMENSIONS



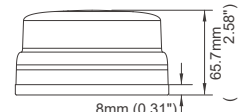
DIN Pole Mount



3-Bolt Mount



Magnetic Mount



Power Magnetic Mount

PART NO.

- **B022-3x231-000** (R65, AMBER LED, AMBER LENS)
- **B022-3x23A-000** (R65, AMBER LED, CLEAR LENS)

Replace **x** for:

1 = 3-Bolt Mount

4 = DIN Pole Mount

5 = Magnetic Mount

(Coiled cord with ISO4165 "Euro" plug)

6 = Power Magnetic Mount*

(Coiled cord with ISO4165 "Euro" plug)

* Power Magnetic is rated to 250km/hr

(Actual performance may depend on the circumstance)

FLASH PATTERN

FLASH PATTERNS	
1	Double [2Hz]