



LP6 LED PAD

6-LED LIGHT HEAD (Surface Mount)



FEATURES

- Super low profile for discreet mounting.
- Self-Adhesive backing for quick simple mounting.
- Multi-Voltage Input 12~24VDC.
- Built-in 23 selectable flash patterns.
- LEDs rated to 100,000 hours of operation.
- Non-volatile memory recalls last flash pattern used at power up.
- Multiple units are synchronizable and can flash simultaneously or alternately.
- Reverse polarity protection.
- Weatherproof and vibration resistant design for external or internal use.

SPECIFICATIONS

Compliance: SAE J595 Class 1, SAE J845 Class 1, CA13 Class B, ECE R10, IP68.

LED Elements: High-power LED x 6pcs

No. of Warning Patterns: 23

Operating Voltage: 12~24VDC

Avg. Current: 0.25A @12VDC / 0.125A @24VDC
(varies with flash pattern)

Max. Current: 0.5A @12VDC / 0.25A @24VDC

Avg. Power: 3 Watts (varies with flash pattern)

Max. Power: 6 Watts

Wires: White Vcc : 20cm (24AWG)
Black-GND : 20cm (24AWG)
Brown-Flash Patterns & Sync : 20cm (24AWG)

Fuse Rating: 1A

Synchronization: 15 units

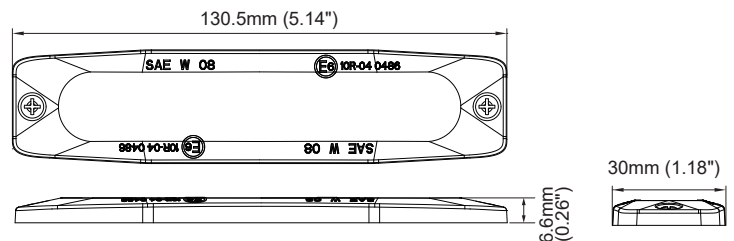
LED Colour: Amber, Blue, Red, White, Green

Lens Colour: Clear

Storage Temp.: -40°C to +75°C

Working Temp.: -30°C to +65°C

DIMENSIONS



FLASH PATTERN

FP#	Flash Patterns		
1	Single	[2Hz]	13 Single H/L (split)
2	Double	[2Hz]	14 Single [SAE]
3	Triple	[2Hz]	15 Double [SAE]
4	Quad	[2Hz]	16 Quad [SAE]
5	Random		17 Quint [SAE]
6	Single	(split)	18 Mega
7	Double	(split)	19 Ultra [SAE]
8	Quad	(split)	20 Single-Quad
9	Quint	(split)	21 Single H/L
10	Mega	(split)	22 Steady Half
11	Ultra	(split)	23 Steady All
12	Single-Quad	(split)	

*SPLIT=Left alternate Right

*ALL = Simultaneous

PART NO.

- 02130019 (Amber)
- 02130026 (Blue)
- 02130033 (Red)
- 02130040 (White)
- 02130217 (Green)
- 02130118 (Amber/Blue)
- 02130125 (Blue/Red)
- 02130132 (Blue/White)

ACCESSORIES

- **02130057**
L-BRACKET SINGLE HEAD

